

04 Recessed Spots Adjustable LED > The COB Recessed Cylinders

11207C/W/W



2x7W COB LED recessed adjustable spot, for general lighting applications.

Requires 700mA constant current LED drivers.

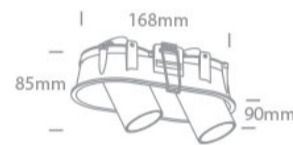
Complies with standard EN60598-1 and any other specific standards.



Downloads



Dimensions



Must be ordered separately



89015A

Related items



89015AT

Physical Specification



Item Group

04 Recessed Spots Adjustable LED


| | |
|----------------------|----------------------------|
| Family | The COB Recessed Cylinders |
| Order Code | 11207C/W/W |
| Colour | White |
| Material | Die Cast |
| Shape | Rectangular |
| Length | 168mm |
| Width | 90mm |
| Height | 85mm |
| Cutout Hole Diameter | 2x83mm |
| Recessed Ceiling | Yes |
| Depth Required | 90mm |
| Indoor | Yes |
| Adjustable | 2 Directions |

Electrical Characteristics

Fitting

| | |
|---------------|---|
| Input Type | Constant Current |
| Input Current | 700mA |
| Voltage | 10V |
| Safety Class |  |
| Power(Watts) | 2x7W |
| IP Rating | IP20 |
| Light Source | LED built in |
| LED Type | COB |
| LED Brand | Bridgelux |
| LED Number | 1 |
| Cable Length | 40cm |
| F Mark |  |

Illumination Data

| | |
|----------------------|---|
| Colour Temperature | 3000K |
| Lumen Output | 2x550lm |
| Light Efficiency | 78,57lm/W |
| CRI | 90 |
| Beam Angle | 36° |
| Illumination Diagram |  |
| Dark Light | Yes |

Packing Info

| | |
|------------|---------------|
| Box Length | 17,5cm |
| Box Width | 9,5cm |
| Box Height | 10cm |
| Pcs/Carton | 24 |
| Barcode | 5291889058410 |
| HS Code | 9405409900 |

Certification & Warranty

| | |
|----------------|---------|
| Warranty | 5 Years |
| Weee Directive | Yes |

switch to
one light!

one
LIGHT

