

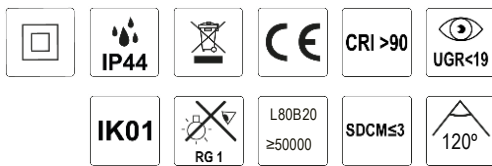


Dins

P0395070N

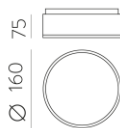
LED 1x10W 1100lm

IMÁGENES / IMAGES / IMAGES

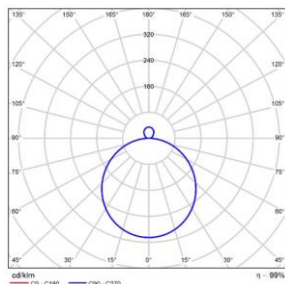



TIPO	TYPE	TYPE
Plafón	Ceiling lamp	Plafonnier
ACABADO	FINISH	FINITION
Negro Mate	Black Matt	Noir Mat
MATERIAL	MATERIAL	MATIÈRE
Cristal Doble Capa	Double Layer Glass	Verre Double Couche
DETALLES	DETAILS	DÉTAILS

1 2700K-3000K Slide S 1 2700K-3000K Slide S 1 2700K-3000K Slide S



DETALLES / DETAILS / DÉTAILS



Separación (m)	Diámetro del cono (m)	Intensidad luminica (lx)
0.50	1.5	ESP: 194 ECCR: 113
1.0	3.0	ESP: 98 ECCR: 58
1.5	4.5	ESP: 66 ECCR: 39
2.0	6.0	ESP: 49 ECCR: 28
2.5	7.5	ESP: 39 ECCR: 21
3.0	9.1	ESP: 31 ECCR: 17

MEDIDAS / MEASURES

	Length (mm)	Width (mm)	Height (mm)	KG	Gross (Kg)	Net (Kg)
	210	210	120	Weight 1	1,00	0,89
	0	0	0	Weight 2	0,00	0,00