

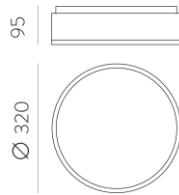
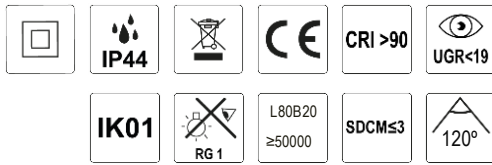


Dins

P0395270B

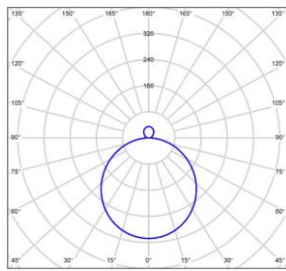
LED 1x24W 2520lm

IMÁGENES / IMAGES / IMAGES



TIPO	TYPE	TYPE
Plafón	Ceiling lamp	Plafonnier
ACABADO	FINISH	FINITION
Blanco Liso	Plain White	Blanc Uni
MATERIAL	MATERIAL	MATIÈRE
Cristal Doble Capa	Double Layer Glass	Verre Double Couche
DETALLES	DETAILS	DÉTAILS
2700K-3000K Slide S	2700K-3000K Slide S	2700K-3000K Slide S

DETALLES / DETAILS / DÉTAILS



Separación (m)	Diámetro del cono (m)	ESP1 (E(0))	ESP2 (E(0))
0.50	1.5	3182	261
1.0	3.0	775	65
1.5	4.5	345	28
2.0	6.0	194	16
2.5	7.5	124	10
3.0	9.1	86	7.3

Separación (m) Diámetro del cono (m) Intensidad luminica [lx]
 CS - C180 (Semiángulo de apertura: 113.0°)

MEDIDAS / MEASURES

	Length (mm)	Width (mm)	Height (mm)	KG	Gross (Kg)	Net (Kg)
Box 1	375	375	155	Weight 1	2,80	2,51
Box 2	0	0	0	Weight 2	0,00	0,00