

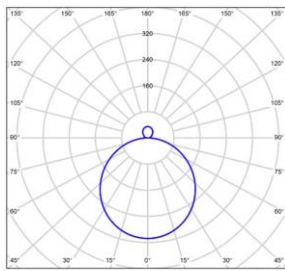
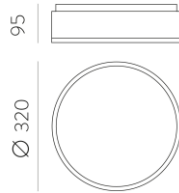
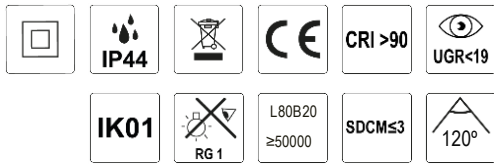


Dins

P0395270N

LED 1x24W 2520lm

IMÁGENES / IMAGES / IMAGES

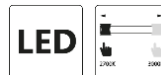


Separación (m)	Diámetro del cono (m)	Intensidad luminosa [lx]
0.50	1.5	ESP1: 3182 EBC1: 261
1.0	3.0	ESP1: 775 EBC1: 65
1.5	4.5	ESP1: 345 EBC1: 25
2.0	6.0	ESP1: 194 EBC1: 16
2.5	7.5	ESP1: 124 EBC1: 10
3.0	9.1	ESP1: 86 EBC1: 7.3

Separación (m) Diámetro del cono (m) Intensidad luminosa [lx]
CS - C180 CS6 - C270

TIPO	TYPE	TYPE
Plafón	Ceiling lamp	Plafonnier
ACABADO	FINISH	FINITION
Negro Mate	Matte Black	Noir Matte
MATERIAL	MATERIAL	MATIÈRE
Cristal Doble Capa	Double Layer Glass	Verre Double Couche
DETALLES	DETAILS	DÉTAILS
2700K-3000K Slide S	2700K-3000K Slide S	2700K-3000K Slide S

DETALLES / DETAILS / DÉTAILS



MEDIDAS / MEASURES

	Length (mm)	Width (mm)	Height (mm)	KG	Gross (Kg)	Net (Kg)
	375	375	155	Weight 1	2,60	2,31
	0	0	0	Weight 2	0,00	0,00