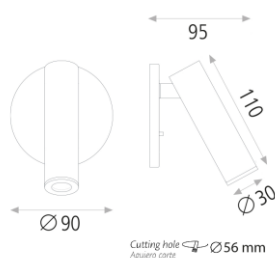
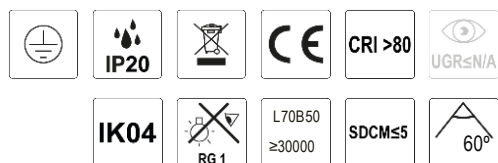


Atria

E392510NM

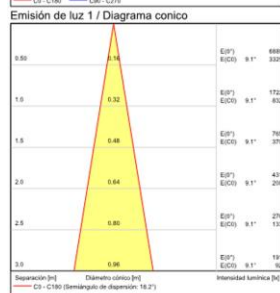
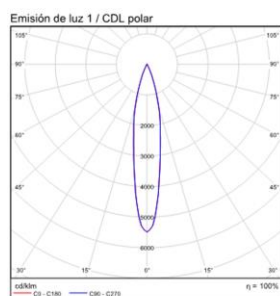
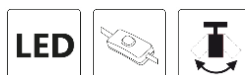
LED 1x3W 3000K 315lm

IMÁGENES / IMAGES / IMAGES



TIPO	TYPE	TYPE
Empotrable	Recessed	Encastré
ACABADO	FINISH	FINITION
Níquel Mate	Matt Nickel	Nickel Mat
MATERIAL	MATERIAL	MATIÈRE
Aluminio/Hierro	Aluminium/Iron	Aluminium/Fer
DETALLES	DETAILS	DÉTAILS

DETALLES / DETAILS / DÉTAILS



MEDIDAS / MEASURES

	Length (mm)	Width (mm)	Height (mm)	KG	Gross (Kg)	Net (Kg)
	130	100	100	Weight 1	0,39	0,35
	0	0	0	Weight 2	0,00	0,00